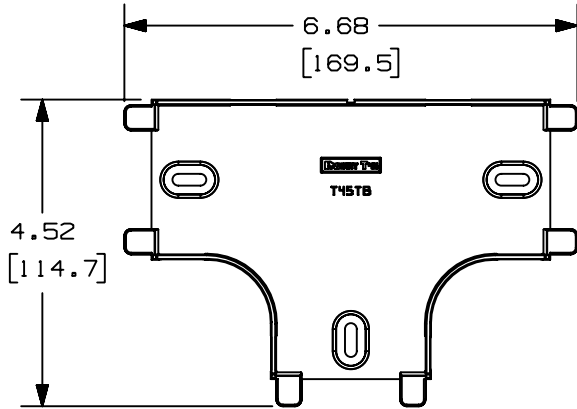
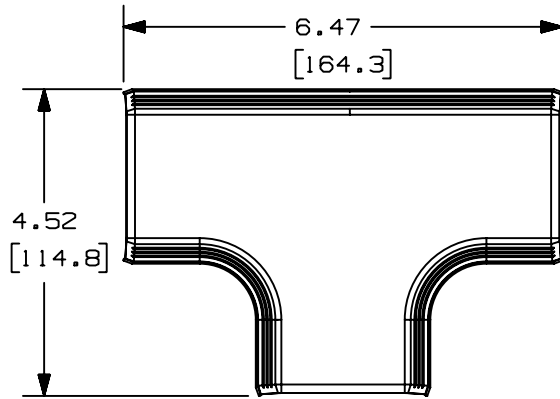


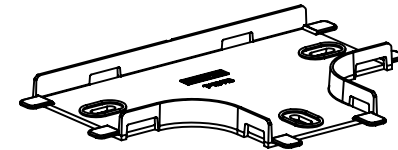
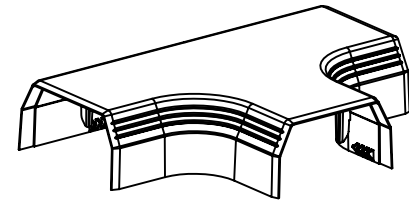
THIS COPY IS PROVIDED ON A RESTRICTED BASIS AND IS NOT TO BE USED IN ANY WAY DETRIMENTAL TO THE INTERESTS OF PANDUIT CORP.



PANDUIT P/N	WEIGHT
T45T	2.4 LB/10 PCS (1093 g/10 PCS)

NOTES:

- SEE CURRENT CATALOG FOR ADDITIONAL PART NUMBER SUFFIXES TO INDICATE COLOR AND/OR PACKAGE QUANTITY.
- THIS PRODUCT IS INTENDED TO BE USED WITH PANDUIT TYPE T-45 RACEWAY.
- THIS PRODUCT IS FEATURED WITH A 1" BEND RADIUS.



CAD FILENAME/LAYERS D36975EE_DC_T45T_00A.PRT

PANDUIT CORP. TINLEY PARK, ILLINOIS

T-45 TEE FITTING
(T45T)
CUSTOMER DRAWING

UNLESS OTHERWISE SPECIFIED,
DIMENSIONAL TOLERANCES ARE:
(.X) ± (.XXX) ±
(.XX) ±.03 (.8) ANGLES ±

UNLESS OTHERWISE SPECIFIED,
ALL DIMENSIONS ARE GIVEN
IN INCHES, THIRD ANGLE PROJECTION.

DRAWN BY RABO	MAT'L: PVC	SCALE NONE	DWG A
DATE 11-17-99		DRAWING NO. 36975-70	SIZE
CHECKED BY KJF			

REV	DATE	BY	CHK	DESCRIPTION	ECN	CHK	CUST	SUP
R	11-17-99	RABO	KJF	RELEASED TO PRODUCTION.	36975-70	RN	HIW	